

# Large Scale Emergency Response: Applying Emergency Management Principles to Hospital Medicine

Dan Hale, M.D., FAAP

# No disclosures

- I have no relevant financial relationships with the manufacturers(s) of any commercial products(s) and/or provider of commercial services discussed in this CME activity.
- I do not intend to discuss an unapproved/investigative use of a commercial product/device in my presentation.

# Learning objectives

- Define disasters and emergencies.
- Describe the National Incident Management System (NIMS).
- Describe the Incident Command System (ICS).
- Give the participants tools to approach a large scale emergency that may have the duration of hours or days.

# What is Emergency Preparedness

- A disaster is an event that destroys property and **causes injury or loss of life.**
- A disaster or emergency is an event that **overwhelms existing resources.**

# Emergency Preparedness Themes

- Make a Plan in Advance
- Check everything:
  - Safety
  - Adequacy of plan
  - Supplies
- Exercise/ Train/ Rehearse
- Anticipate Problems

# Common challenges

- Planning
- Panic and chaos
- Knowledge
- Teamwork
- Practice and Training

# Types of large scale events


- Outbreaks
- Bioterrorism
- Chemical Emergencies
- Radiation Emergencies
- Mass Casualties
- Natural Disasters, Severe Weather

# Emergency Preparedness Themes

- Make a Plan in Advance
- Be aware of potential threats

You can survive an **ACTIVE SHOOTER**  
If you find yourself in harm's way, take fast and decisive action.


**RUN**



If a safe path is available, **RUN**:

- Do not hesitate; get out
- Leave your belongings
- Prevent others from entering the area
- Call 911 when you are safe


**HIDE**



If you can't get out safely, **HIDE**:

- Stay out of shooter's view and be quiet
- Silence your phone
- Lock/barricade doors
- Call 911 if it is safe to do so

**FIGHT**



As a last resort, **FIGHT**:

- Fight with all-out commitment
- Be physically aggressive
- Use improvised weapons
- Fight to incapacitate the shooter

**Ψ**

Confidence comes from being prepared.  
For training information and to watch a video, see [protect.us.edu/police/active-shooter](http://protect.us.edu/police/active-shooter)



# Emergency Preparedness Themes

- **Check everything:**
  - Safety
  - Adequacy of plan
  - Supplies

# Emergency Preparedness Themes

- **Exercise/ Train/ Rehearse**



# Emergency Preparedness Themes

- **Anticipate Problems**
- “Table top” exercises



# Organization

- National Incident Management System (NIMS)
- Incident Command System (ICS)
  - Greater Efficiency
  - Better Coordination
  - More Effective Communication



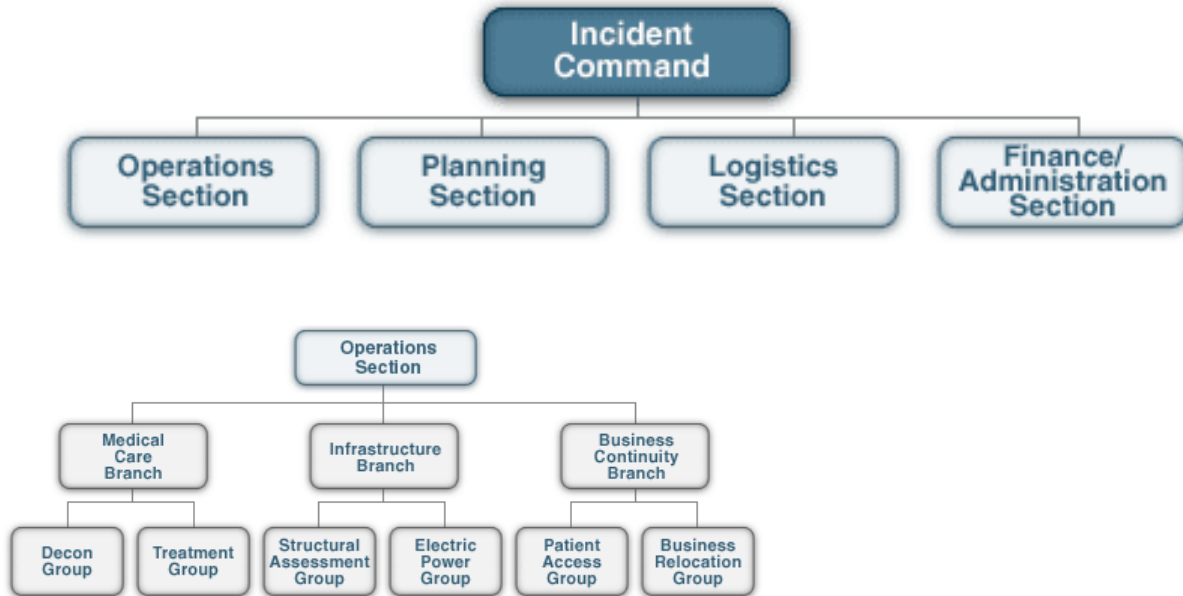
# Incident Command System (ICS)

- Developed in the 1970s following a series of catastrophic fires in California's urban interface.
- In response to attacks on September 11, President George W. Bush issued Homeland Security Presidential Directive 5 (HSPD-5) in February 2003.

# ICS Goals

- Meet the needs of incidents of any kind or size.
- Allow personnel from a variety of agencies and organizations to meld rapidly into a common management structure.
- Provide logistical and administrative support to operational staff.
- Be cost effective by avoiding duplication of efforts.

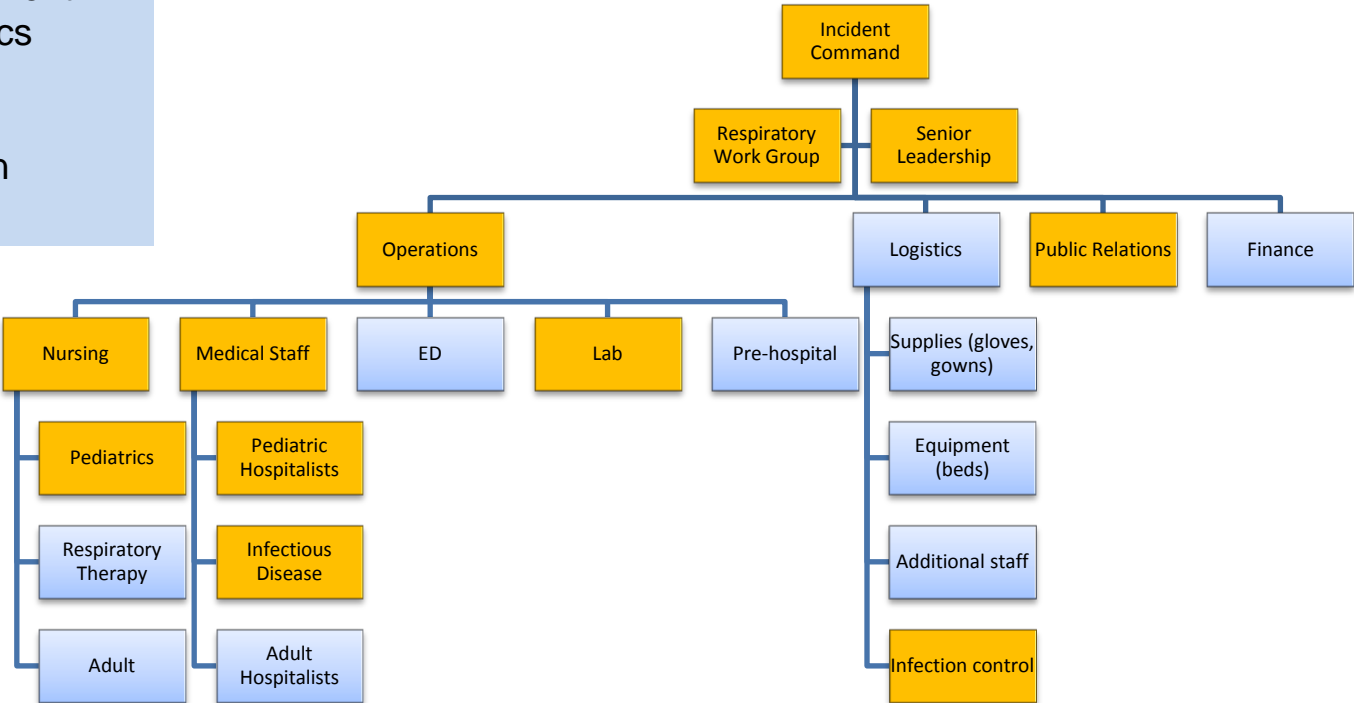
# Incident Command System (ICS)



# LGH EV-D68 Incident Command Structure

**Work Group:**

- Emergency management
- Pediatrics
- ED
- Lab
- Infection Control





# Changes You May Wish to Make in Practice

- Meet your hospital emergency planner.
- Take online NIMS course.
- Set up a table top mass casualty or inpatient surge event drill in the next 6 months.

# References

- Federal Emergency Management Agency: [fema.org](https://www.fema.org)
- Photo credits: Dan Hale. Other graphics have permission granted for this presentation.